

**Title: Export opportunities for HS code:** 3402 (Organic surface-active agent, (other than soap); surface-active preparations, washing preparations (including auxiliary washing preparations) & cleaning preparations, whether or not containing soap, other than those of heading 34.01)

Prepared by: **Knowledge Corporation**

Date: **August 2020**

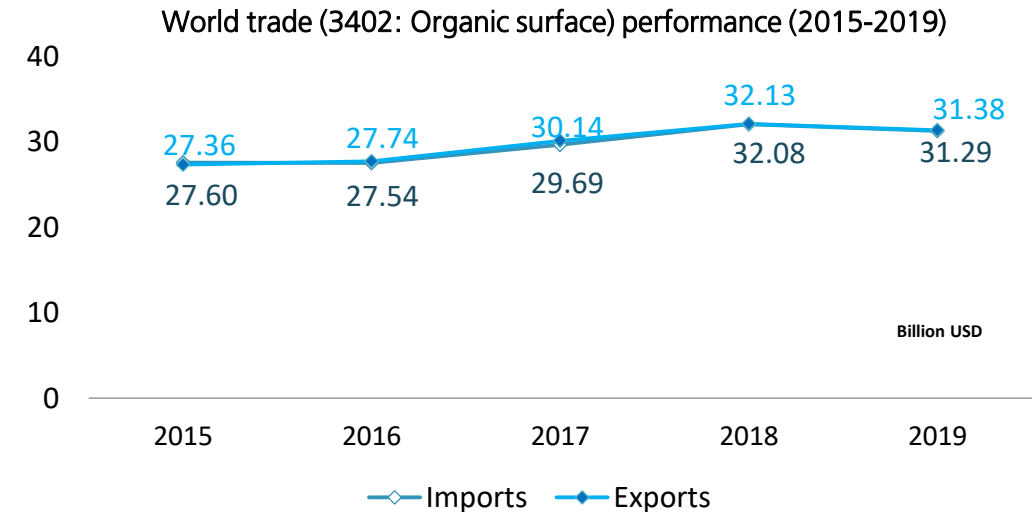
## Export Opportunities

### World Import & Export

- World imported almost 31.29 Billion USD of the product in 2019. Germany is the top importer for this H.S Code before France and China, with market share 8.0%, 5.0% & 5.0%.
- Germany Consider the top exporter of this product in 2019 With market share 12.3% & United states of America with 10.6% from the total exports in the world.
- Imports of this product grew with an average growth rate of 13.4% between 2015-2019.

### Main targeted Regions: (Europe – Asia – Africa - America)

- Europe region imports from this product 16.5 Billion USD with 52.6% from the total imports from the world. Germany, France, Belgium are the top importers with market Share 15.3%, 9.5% & 8.4% .
- Asia region imports from this product 8.1 Billion USD with 26% from the world imports, China, Japan & Turkey with market share 19.1%, 6.4% & 6.1%.
- America region imports from this product 4.8 Billion USD with 15.3% from the world imports: Canada, USA & Mexico with market share 27.5%, 26.5% & 7.8%.
- Africa region imports from this product 1.3 Billion USD with 4.3% from world imports: Egypt, South Africa, Algeria & Morocco are the top importers in Africa region with market share 12.5%, 9.1%, 8.5% & 7.1%.



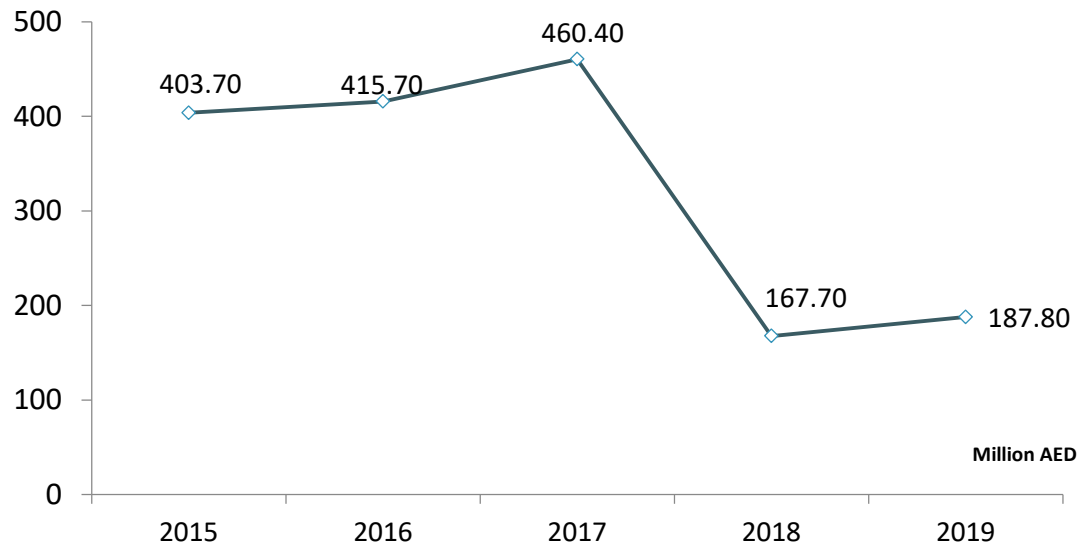
Source: ITC, Trade Map

## Export Opportunities

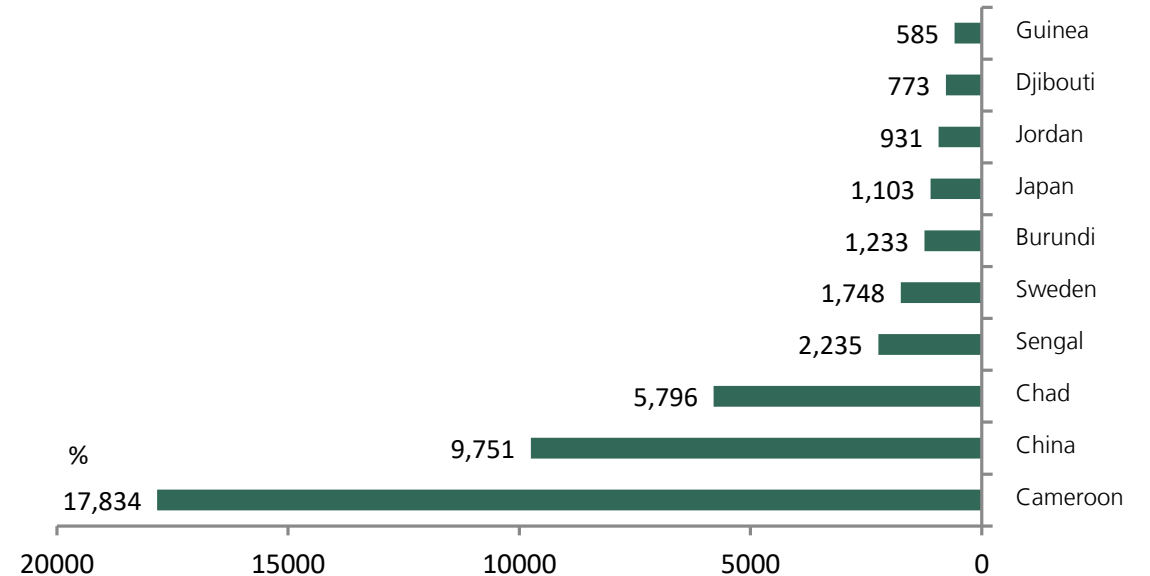
### Dubai Performance

- Dubai exports for this product 187.8 Million AED in 2019, with growth rate 12.0% between 2018-2019 .
- Oman consider the biggest importer from Dubai with 21% from the total Dubai export from this product followed by Saudi Arabia, Iraq, Egypt & Pakistan with market shares: 14.4%, 10.1%, 6.5% & 3.1%.
- Main competitor for Dubai in this product is Germany, USA & Belgium .

Dubai exports (3402: Organic surface) performance (2015-2019)



Top growing markets for Dubai exports (3402: Organic surface) between 2018 & 2019



### Disclaimer

This material is a sole property of “ExportersGateway”. Copyright reserved. No part of this document to be used, reproduced or distributed in any manner outside the vendor organization without a prior written permission from Dubai Exports. Dubai Exports, its subsidiaries, the directors, employees and agents cannot be held liable for the use of and reliance of the opinions, estimates, forecasts and findings in this document.