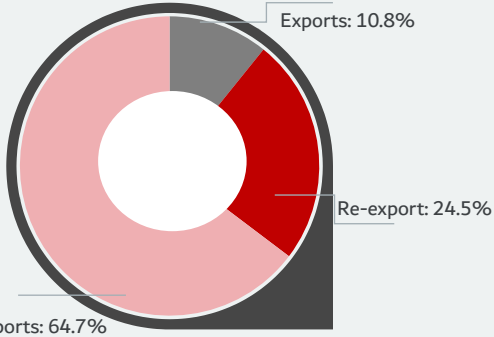


Dubai - Africa

Trade in 2020



1117

Products
Products traded

58

Countries
Partner in Africa

15.8


%
Africa's share of Dubai's total trade with the world

186.2

AED Billion
Total trade

The volume of trade between Dubai and Africa has developed and grown significantly, despite exceptionally challenging conditions experienced by the world during the spread of the Covid-19 virus, but trade relations between Dubai and partners in Africa increased by nearly 11.8% in 2020 compared to 2019.

Top export destinations



58% of Dubai's exports to Africa are among 6 destinations

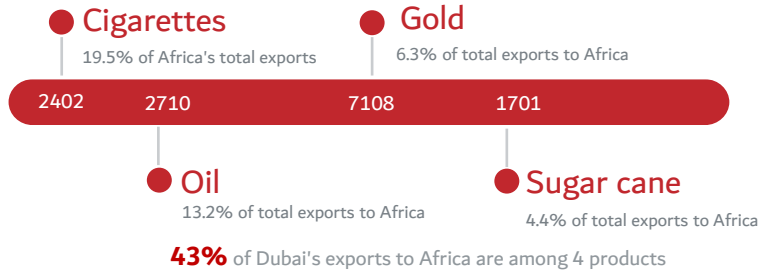
12.0

%
Africa's share of Dubai's exports to the world


20.1

AED Billion
Dubai's export volume to Africa

Dubai's top export products for Africa



Top re-export destinations



49% of Dubai's re-export to Africa are among 6 re-export destinations

13.9

%
Africa's share of Dubai's re-export to the world

45.6

AED Billion
Dubai's re-export volume to Africa

Top of re-exported products to Africa

